

## How active is Welwyn Hatfield?

- 24.3% of adults in Welwyn Hatfield take part in sport and active recreation compared to the national average of 21.8%<sup>1</sup>
- However, 42.1% of adults do **no** sport or active recreation at all<sup>1</sup>
- And, 57.5% of adult residents in Welwyn Hatfield want to start playing sport or do a bit more.<sup>2</sup>

## What are Welwyn Hatfield's sporting statistics?

- 11.7% of your adult residents are regular sports **volunteers**, compared to the national average of 7.3%<sup>3</sup>
- 30.7% are members of sports clubs, compared to 23.3% nationally<sup>1</sup>
- 68.1% are satisfied with sporting provision in the area, compared to 69.0% nationally<sup>4</sup>
- Your most popular sports for adults are: Gym, Cycling, Swimming, Football and Athletics.<sup>1</sup>

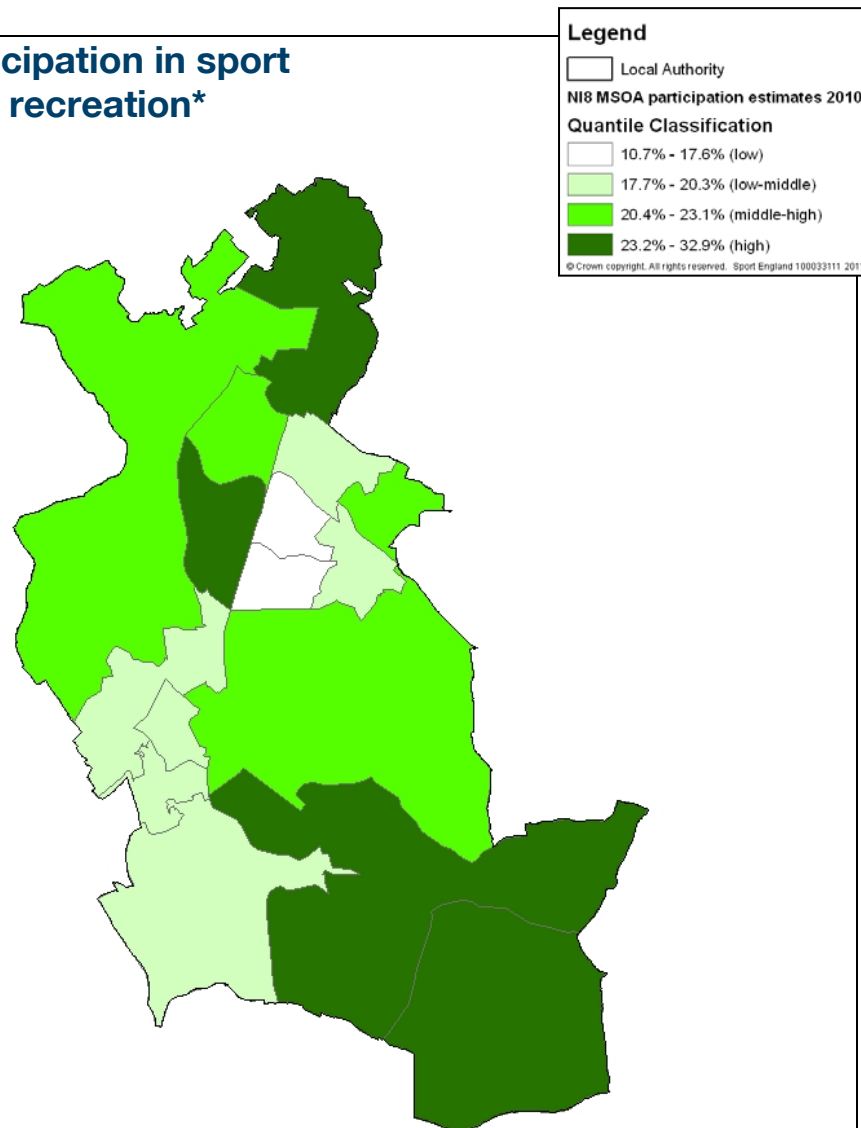
## What does inactivity cost?

- The health costs of inactivity in Welwyn Hatfield is at least **£0.6 million** per year<sup>5</sup>
- Nationally the cost of responding to incidents of **anti-social behaviour** is **£3.4 billion** per year<sup>6</sup>

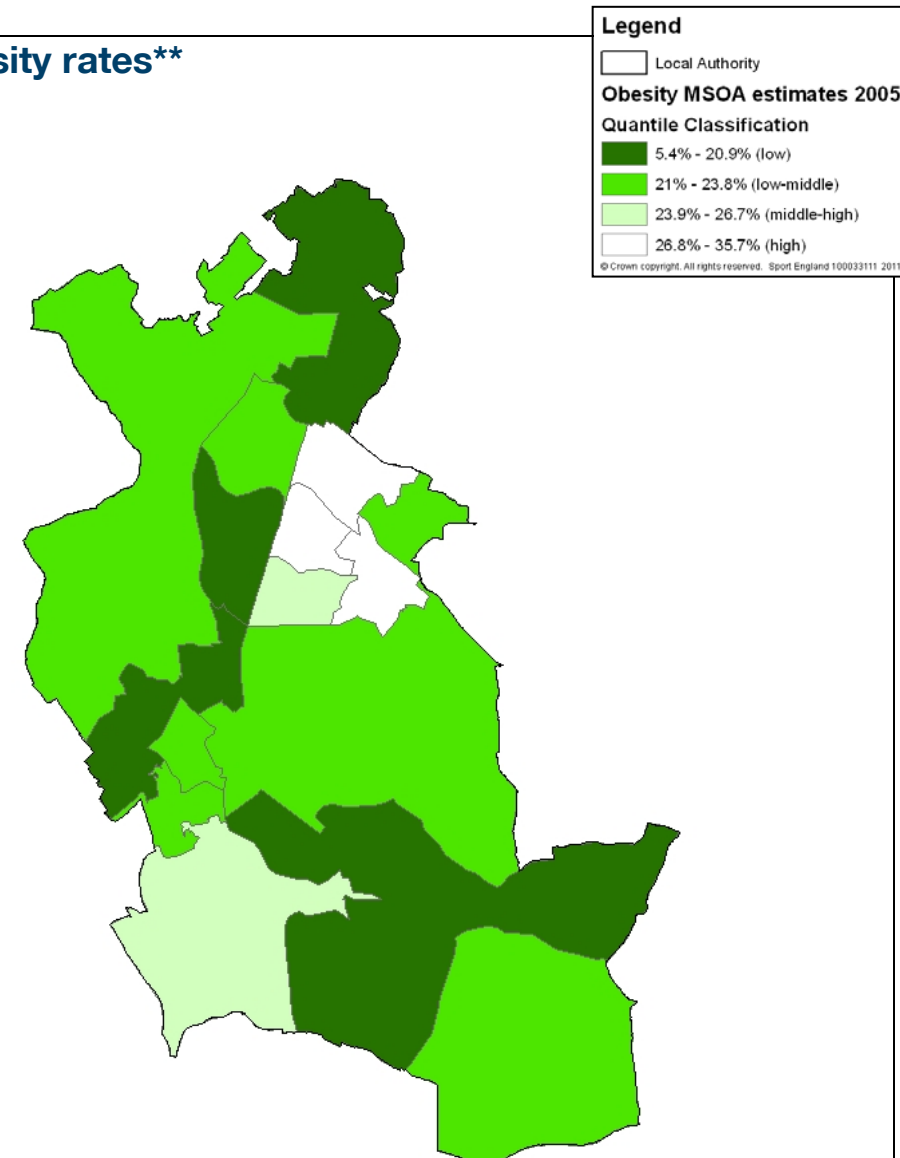
## The value of investing in sport

- Sport contributes economically to your community with **50 businesses** trading in sporting goods or services in your area<sup>7</sup>
- The **health gains** of a 30-49 year-old who plays football are **valued at £27,600** over their lifetime<sup>8</sup>
- **Youngsters** who are active have numeracy scores, on average, **8%** higher than non-participants<sup>8</sup>
- Sport is the number one choice for volunteering: **52%** of adults who **volunteer** do so in sport.<sup>9</sup>

### Adult participation in sport and active recreation\*



### Adult obesity rates\*\*



\*Source: Sport England Active People Survey (APS)  
Dataset: APS3 and APS4 Model Based Estimates, 2008-2010

\*\*Source: The NHS Information Centre for health and social care (The NHS IC)  
Dataset: Healthy Lifestyle Behaviours: Model Based Estimates, 2003-2005

**Sport England can help your council improve its sports offer, get more people taking part and save you money.**

**To find out how, turn over.**

## How can we help you?

- Are you maximising what sport can do for your council's priorities?
- Are you looking to deliver more or the same levels of sport while reducing budgets?
- Do you know the sports your residents are interested in playing?

We can help you answer these questions. For more information please contact:

Strategic Lead Local Relationships:

Adam Rigalsford

020 7273 1823

Local Government Relationship Manager:

Ed Sandham

020 723 1810

Sport England website

[www.sportengland.org/tools](http://www.sportengland.org/tools)

Published January 2012

## Sport England's offer to local authorities

Our team of local experts; resources; tools; networks and investment are available to help you:


- Achieve efficiencies and improve the effectiveness of your service
- Evaluate and plan what sporting provision you need and where, to meet a wide variety of local needs
- Establish partnerships with local sporting organisations to make your investment go further
- Capitalise on opportunities to work with national governing bodies who are investing public money in communities
- Identify opportunities to bring the Olympics and Paralympics to life for your communities through our Places People Play mass participation legacy programme
- Provide opportunities for your young people to take part in the School Games and Sportivate.

## The benefits of working with us



One authority saw a **return on investment of over 450%** by using our resources to target its sporting offer to a specific audience.

This approach brought in over 250 new pre-paid members to its leisure facilities generating over £40,000 from an initial investment of £7,000.



Another authority significantly increased the usage of all of its leisure centres to nearly **one million visits per year**.

We helped it plan the type of facilities local people really need, allowing it to reduce the overall number of sites while retaining the quality and quantity of sport on offer.



Over **one million young people** across the country took part in Sport England's Sport Unlimited programme – which offered youngsters a ten week sporting taster course.

Your County Sport Partnership, working with other local bodies, provided children with the opportunity to take part in a **sport of their choice**. Children in every local authority area took part with two in five now regularly taking part in sporting activity.

1 Sport England Active People Survey 5, 16yrs+, 3x30min or more of moderate intensity sport and active recreation a week (survey covers Oct 2010-Oct 2011)

2. Sport England Active People Survey 5: Latent Demand (survey covers Oct 2010-Oct 2011)

3. For APS5, the volunteering question was changed to include a more detailed definition of sports volunteering roles. Volunteering data should therefore not be compared to previous year's results

4. Sport England Active People Survey 4, (survey covers Oct 2009-Oct 2010)

5 Department of Health - Be Active Be Healthy, Year 2006/7, measure: cost of inactivity

6. National Audit Office, (2006)

7 Sport England Local Sport Profiles (published December 2010)

8. Culture and Sport Evidence programme research (July 2010)

9. Communities and Local Government Citizenship Survey (2008-09)